



Ronafix T.S.




Admixture for Ronafix Colour Grout Powder

Description



Ronafix T.S. is a high performance water based SBR polymer for enhancing the waterproofing and bonding performance of Ronafix Colour Grout Powder. It is suitable for all internal and external application where improved waterproofing, flexural and adhesive strength is required.



Benefits

-  Improved bond strength
-  Improved waterproofing properties
-  Water based

Uses

-  Internal and external application
-  Swimming pools and water tanks

Specification Clause

The admixture for Ronafix Colour Grout Powder shall be Ronafix T.S. by Ronacrete (Far East) Ltd, tel. (852) 2865 5872. All materials to be applied in accordance with manufacturer's instructions.

Packaging

Ronafix T.S. is supplied in 5 and 30 litres drum.

Application (*Please Refer to the Method Statement and MSDS)

Preparation

Remove all adhesive, oil, dust and other loose material from within the tile joints. Ensure that joints are clean and dry. Check colour code on packaging and colour of contents to ensure correct colour grout powder is used.

Mixing

Place approximately 5 litres of Ronafix T.S. into the mixing vessel. Slowly add the total contents of Ronafix Colour Grout powder into the mixing vessel. Initially, mix continuously for at least 3 minutes using an electric drill with paddle, until all powder has been wetted out and a uniform homogeneous paste is achieved. Allow the mixture to rest for at least 5 minutes and re-mix the material for another 1 minute before applying the colour grout mixture to the tile joints. The mixed colour grout should be kept in the mixing vessel and protected from direct sunlight. The mixed colour grout should be used within 2 hours of initial mixing.

Installation

Apply the colour grout with a rubber squeegee or rubber trowel. Work it into the tile joints with a diagonal or circular motion to ensure that the joints are completely filled with colour grout. Remove excess grout from the surface of the tile as the work proceeds. When the film of grout on the tile face is drying, use a damp but not wet rubber sponge to wipe off the film.

Note

- 1) Staining of tiles, pavers, marble and stone may occur due to their nature. Confirm compatibility with a test area before grouting primary installation.
- 2) Standard Grade "Ronafix Colour Grout" is not recommended for joint width below 3 mm.

Shelf Life and Storage

Shelf life is 9 months. Store in a cool and dry conditions in the original and unopened packaging. Exposure to high humidity and high temperature may reduce the shelf life.

Health and Safety

Non-hazardous. Protective clothing such as goggles, overalls and gloves is recommended to prevent any effect from prolonged skin contact, inhalation or ingestion. Refer to Health and Safety Data Sheet.

Technical Service and Support

Ronacrete provide free technical advice and support during design and installation of all systems for flooring, concrete repair, bonding, bedding and waterproofing. If you need any further information including method statement or additional technical data sheet, contact the Ronacrete Technical Department on (852) 2866 4365 or visit our web site www.ronacrete.com.hk.

Guarantee

Ronacrete products are guaranteed fit for purpose and of merchantable quality.

Ref. : RFE-DS 292 Issue 1 05.01.2016

SIKA HONGKONG LTD

Rm. 1507-12, 15/F, Block A,
New Trade Plaza,
6 On Ping Street,
Shatin, N.T., Hong Kong.

Contact

Tel : +852 2686 8108
Fax : +852 2645 3671
E-mail : marketing@hk.sika.com
www.sika.com.hk