



Ronabond EP Cleaner

Epoxy Remover & Cleaner for Ronabond EP Products




Description

Ronabond EP Cleaner is a colourless, non toxic liquid with a citrus odour. It has been developed specifically for removing cured flexible Ronabond epoxy resin and Ronabond polyurethane resins from non-porous surfaces such as metal, glass, most painted and plastic surfaces and inside pumps and hoses.

Contaminated items can either be immersed in Ronabond EP Cleaner or Ronabond EP Cleaner can be applied to the contaminated surface by brush or spray or circulated through pumps and hoses.

If required Ronabond EP Cleaner can also be thickened to a gel consistency through the addition of up to 20% water by volume.





Advantages

-  Viscosity can be altered to form gel
-  Non toxic
-  Easy to use



Ronabond EP Cleaner removing 1mm Ronabond EP21SLV film from coated steel panel (40 mins at 23 °C)

Uses

-  Clean excess cured resin from surfaces
-  Clean pumps and injection equipment
-  Removes graffiti from bonded finishes
-  Can be thickened for vertical surfaces

Specification Clause

The Epoxy Remover and Cleaner for Ronabond Epoxy Resin shall be Ronabond EP Cleaner by Ronacrete (Far East) Limited, tel. (852) 2865 5872. All materials to be applied strictly in accordance with manufacturer's instructions.

Technical Data @ 23°C

Colour	Clear / Colourless
Viscosity	N/A
Density	0.94
Re-coat Time	1-2 hours
Initial Reaction	Approx 25 min.

Packaging

Ronabond EP Cleaner is supplied in 20 kg drum.

Application (*Please also refer to the Method Statement and MSDS)

Ensure that the entire container is mixed well prior to application. If thickening required add water slowly up to a maximum of 20%. Note that the more water added the longer the Ronabond EP Cleaner will take to react.

Apply Ronabond EP Cleaner to a small test area to ensure that it won't damage the surface to be cleaned. Once the test has been completed apply Ronabond EP Cleaner to the area to be cleaned. Do not allow the surface to fully dry. Remove Ronabond EP Cleaner and dissolved material with a scraper, cloth or pressure washer. Do not allow run off to enter storm water system. Re-apply if required.

Technical Service and Support

Ronacrete provide free technical advice and support during design and installation of all systems for flooring, concrete repair, bonding, bedding and waterproofing. If you need any further information including method statement or additional technical data sheet, contact the Ronacrete Technical Department on (852) 2866 4365 or visit our web site www.ronacrete.com.hk.

Guarantee

Ronacrete products are guaranteed fit for purpose and of merchantable quality.

Safety

- Avoid contact with skin & eyes.
- Wear safety glasses, gloves and overalls.
- Avoid inhaling vapours.
- Read the Health & Safety Data Sheet (MSDS) before use.

RFE-DS284 Issue 1 06.11.15

Storage

- Store at between 10°C and 40°C.
- Keep containers closed when not in use.
- Stir thoroughly before use.
- Shelf life 24 months in unopened containers.
- Dispose of empty containers in accordance with local regulations.

SIKA HONGKONG LTD

Rm. 1507-12, 15/F, Block A,
New Trade Plaza,
6 On Ping Street,
Shatin, N.T., Hong Kong.

Contact

Tel : +852 2686 8108
Fax : +852 2645 3671
E-mail : marketing@hk.sika.com
www.sika.com.hk